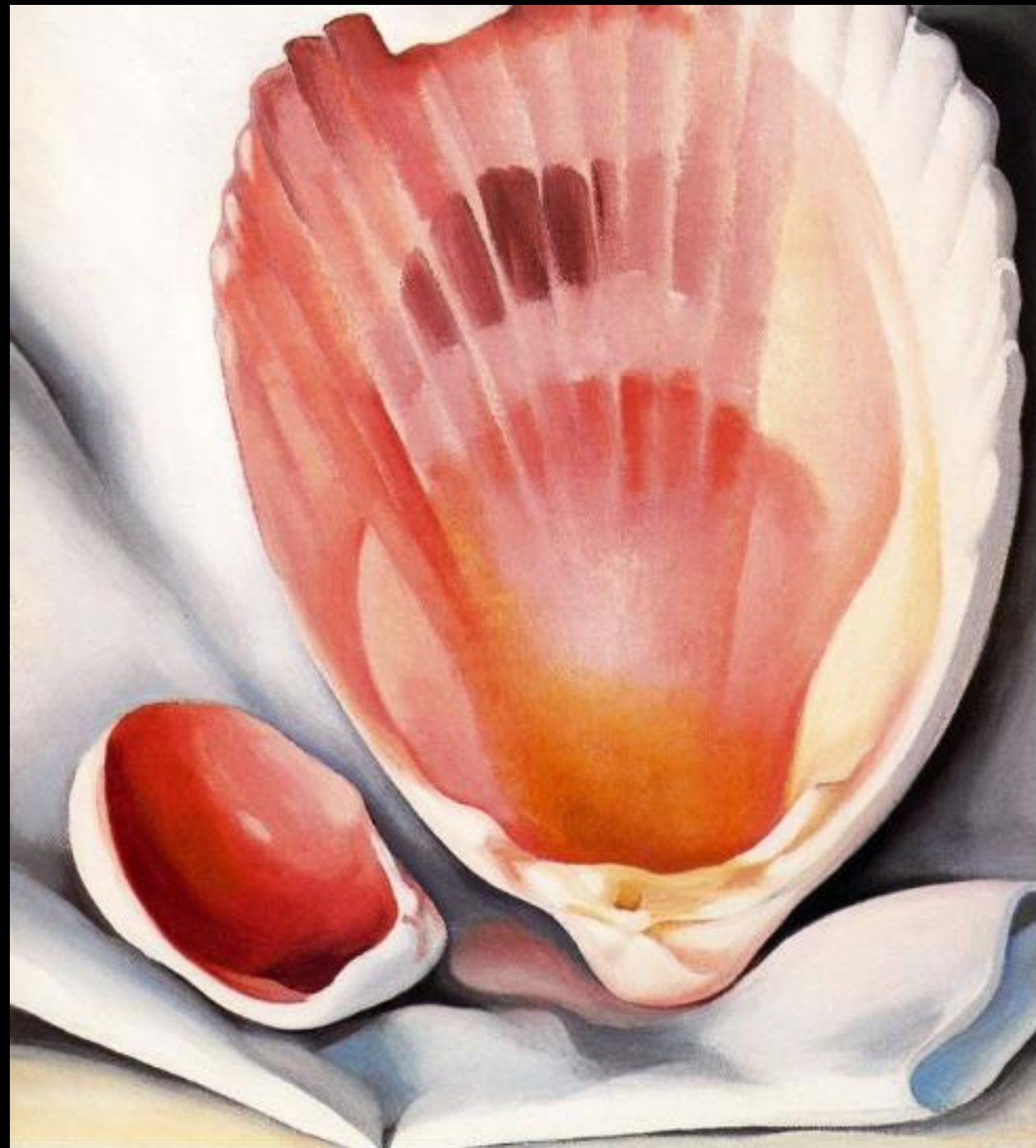


# 'SEA, SEASHORE AND COAST'

COURSEWORK PROJECT 1




# 'SEA, SEASHORE AND COAST'

Unknown artist



## You will create:

Art work in a variety of disciplines, materials and techniques, using and exploring mark making, the visual elements and composition, expressing, exploring and creating a sense of life, movement, drama and the seaside.



'Georgia O'Keeffe 'The Broken  
Pink Shell 1937



**VISUAL ELEMENTS:** Line, Shape, Texture, Pattern, 3-d Form, Colour, Tone, Space and Depth.

**PRINCIPLES OF DESIGN:** Balance, Contrast, Emphasis, Pattern, Unity, Movement, Rhythm, Repetition, Proportion, Variety.

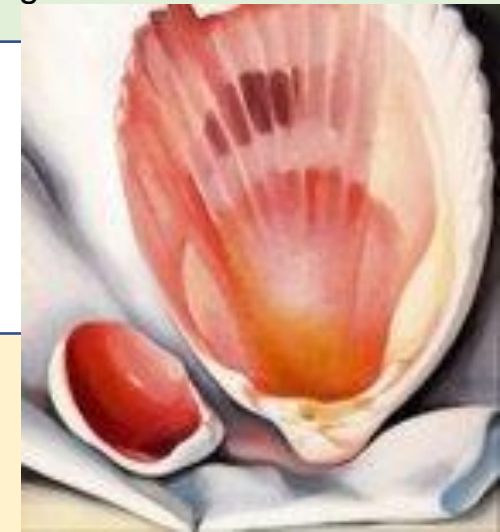
- **Drawing** – a picture or diagram made with a pencil, pen, charcoal or chalk rather than paint. A series of marks made to create an image in pencil, pen, charcoal or chalk.
- **Express** – convey (a thought or feeling) in words, art or by gestures and conduct.
- **Communicate** – share or exchange information. (convey).
- **Fundamental** – forming a necessary base or core; of central importance.
- **Observed Drawing** – drawing from real life, studying things in the real world around you.
- **Observe or observing** - watch someone (or something) carefully and attentively.

## KNOWLEDGE ORGANISER 'SEA, SEASHORE AND COAST'


**Sea:** *noun* - the expanse of salt water that covers most of the earth's surface and surrounds its land masses.

**Seashore:** *noun* - an area of sandy, stony, or rocky land bordering and level with the sea.

**Coast:** *noun* - the part of the land adjoining or near the sea.



- **Research:** *noun* - investigation and study of materials and sources to understand something.  
*Verb* – the act of investigating or researching.
- **Investigate:** *verb* - the action of investigating something or someone; formal or systematic examination or research
- **Observe:** notice or perceive (something) and register it as being significant.
- **Explore ideas:** *verb*. If you explore an idea or suggestion, you think about or comment on it in detail, so you can assess it carefully.
- **Experiment:** *noun* - to do something to find something out.  
*Verb* - to try out a new process, technique, material or idea.
- **Develop:** *verb* - grow or cause to grow and become more complex, advanced, or elaborate.
- **Modify:** *verb* – make partial or minor changes to something.
- **Refine:** *verb* - make minor changes to improve something.
- **Realisation of ideas:** the creation of the final piece for a project.



'Beneath the Pads'  
Joyful Enriquez

### In this project you will explore and learn:

About the 'Creative Process' you need to go through to produce a GCSE Art project:

- **RESEARCH INVESTIGATE OBSERVE,**
- **EXPLORE IDEAS**
- **EXPERIMENT, DEVELOP, MODIFY, REFINE**
- **REALISATION OF IDEAS**

How to research and observe from different subjects and sources in a variety of ways.

How to explore and investigate the theme, materials, techniques and processes and ideas.

How to explore, investigate and study an artist's working methods and use this new knowledge to expand and develop your own skills, knowledge, understanding and working practices.

How to use different materials, techniques and processes – drawing, painting, photography, printmaking, collage and montage.

About mark making, the visual elements and composition.

How to develop ideas, images, compositions and explore them in a variety of different disciplines, materials, techniques and processes.

How to create a final piece, which brings your ideas to a conclusion and demonstrates knowledge, skills and understanding.

Juneau Empire

Painted using Chinese watercolour painting techniques





## STARTER 1

### Describe the 2 art works:

#### ***Think about***

Materials and Techniques

Subject matter

Atmosphere (*mood, feelings*)

Narrative (*story*)

Visual Elements (*Line, shape, pattern, texture, tone, colour, 3-d form, space and depth*)

Mark making.

Style.





## LESSON 1: RESEARCH INVESTIGATION OBSERVATION

**What do you need to know and understand by the end of lesson 1?**

How to explore a project theme using a mind map.

How to explore the theme using synonyms.

How to present the mind map in your sketchbook.

How to expand on the initial (first) ideas you have for the mind map.

How to present the mind map clearly and in an artistic manner.

The project theme – know and understand what it is and have a greater knowledge and understanding of the wide range of areas and ideas you could explore which have been inspired by the project theme.

How to set up your sketchbook.

About the Guidance booklets 1 & 2.

**What do you need to be able to do in your practical, artistic, and creative skills by the end of lesson 1?**

Create a mind map which fully explores possibilities for an art project and present this in a creative way in your sketchbook.



Starter - Collaborative Activity:

Respond to the COURSEWORK project theme by writing down

- 5 - 10 words inspired by the project theme/word in each section.
- 5- 10 synonyms (another word for something) in the inner circle.

**PLACES**

**IMAGINATION**

**OBJECTS/MAN MADE  
WORLD**

**PEOPLE**

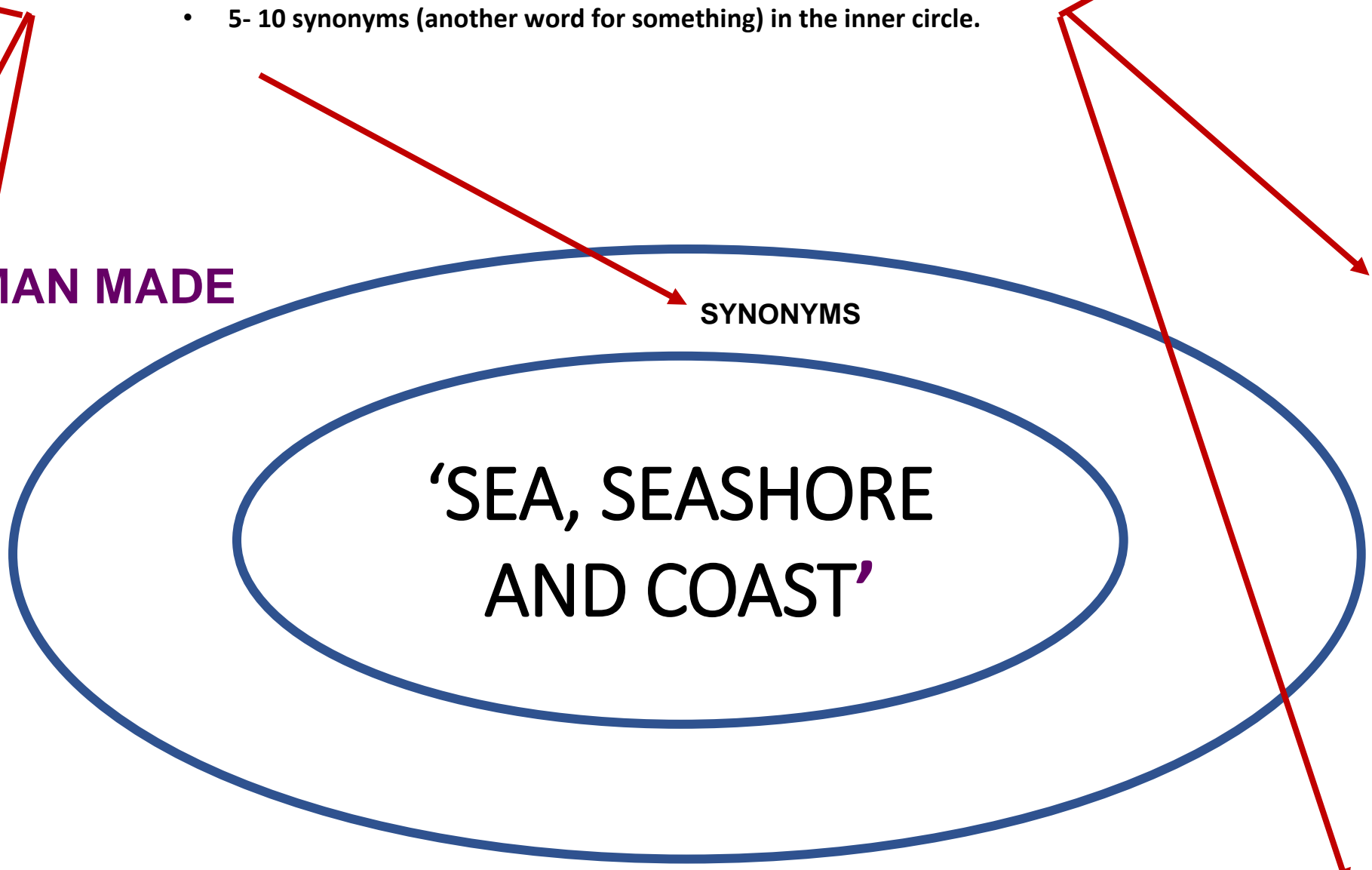
SYNONYMS

**'SEA, SEASHORE  
AND COAST'**

**ACTIVITIES**

When you write up this mind map you need to also explain why the project theme inspired these 5 words

**NATURAL WORLD**





**THESAURUS** – a book full of words that mean the same or similar

**SYNONYMS:** words which mean the same or similar.

**Coast** Noun: beach, border, coastline, littoral, seaboard, seaside, shore, strand

Verb: cruise, drift, freewheel, get by, glide, sail, taxi

**SEA:** Noun: main, ocean, the briny, the deep, the drink, the waves

Figurative: abundance, expanse, mass, multitude, plethora, profusion, sheet, vast number.

Adjective: At sea, adrift, astray, at a loss, at sixes and sevens, baffled, bewildered, confused, disorientated, lost, mystified, puzzled, upset,

Aquatic, briny, marine, maritime, ocean, ocean-going, oceanic, pelagic, salt, saltwater, seagoing

**SHORE:** Noun: Beach, coast, foreshore, lakeside, sands, seaboard, seashore, strand, waterside.

**DICTIONARY –meanings of words.**

**Coast** 1. the place where the land meets the sea; seaside.

**Sea** 1. The mass of salt water that covers  $\frac{3}{4}$ 's of the earth's surface.  
3. turbulence or swell.


**Shore** 1. the land along the edge of the sea, lake or wide river.

**LESSON 1: DEBRIEF:**  
**RESEARCH INVESTIGATION OBSERVATION**

**What do you know and understand at the end of this lesson?**

- How to explore a project theme using a mind map.
- How to explore the theme using synonyms.
- How to present the mind map in your sketchbook.
- How to expand on the initial (first) ideas you have for the mind map.
- How to present the mind map clearly and in an artistic manner.
- The project theme – know and understand what it is and have a greater knowledge and understanding of the wide range of areas and ideas you could explore which have been inspired by the project theme.
  
- How to set up your sketchbook.
- About the Guidance booklets 1 & 2.

**EBI?**



**What can you now do in your practical, artistic, and creative skills at the end of this lesson?**

**Did you:**

Create a mind map which fully explores possibilities for an art project and present this in a creative way in your sketchbook.

If you did not manage to do this why not?

**WWW?**

**EBI?**

**LESSON 3: DEBRIEF:**  
**EXPRESSIVE MARK MAKING and the VISUAL ELEMENTS**

What do you know and understand by the end of this lesson?

WWW:

\_\_\_\_\_ worked well because \_\_\_\_\_.

EBI:

\_\_\_\_\_ did not work so well because \_\_\_\_\_.

To improve on this I need to \_\_\_\_\_.



What can you do in your practical, artistic, and creative skills by the end of this lesson?

WWW:

\_\_\_\_\_ worked well because \_\_\_\_\_.

EBI:

\_\_\_\_\_ did not work so well because \_\_\_\_\_.

To improve on this I need to \_\_\_\_\_.

